

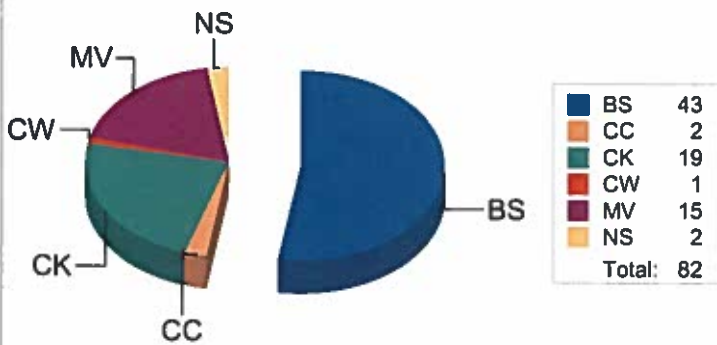
Mountainview Station
Monthly Report for July 2014

Total number of Incidents - **82**

Total hours spent on events was approx. 419

Scott Francis
 Spartanburg Communications / 9-1-1

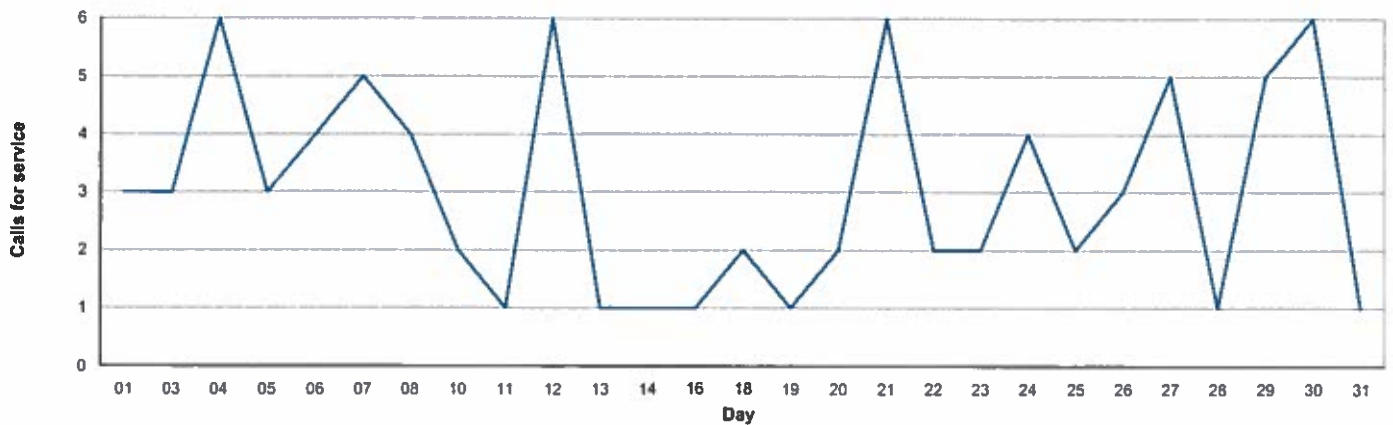
Incidents Per District



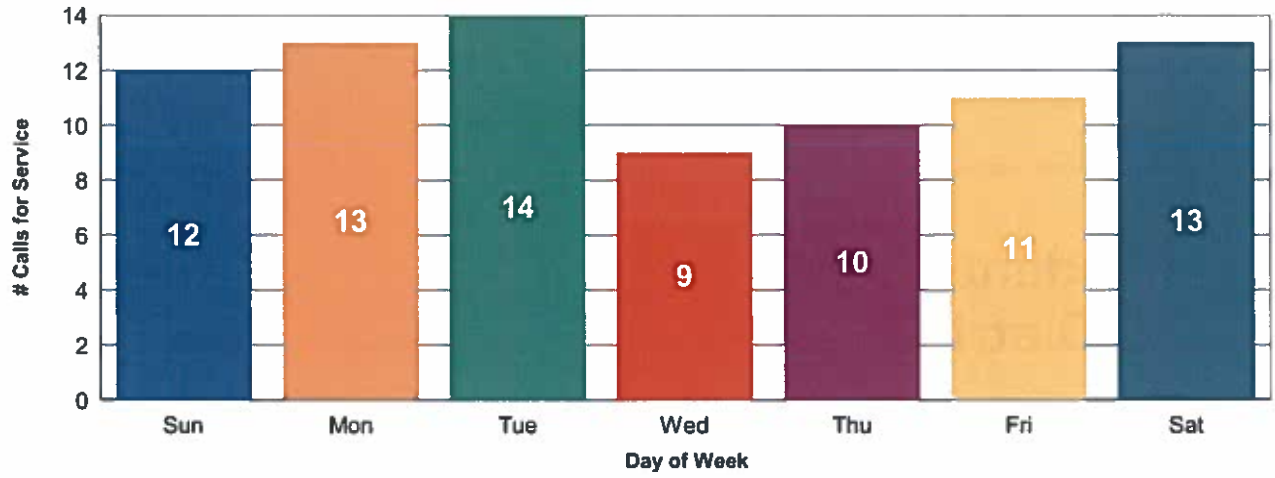
Blank beats were by-passed with no beat added

| | Total | |
|--|-----------|-------------|
| AUTO ACCIDENTS | 23 | 28% |
| FIRE/SMOKE ALARMS | 9 | 10% |
| HAZ-MAT/LEAKS/ODORS | 1 | 1% |
| MEDICAL CALLS | 10 | 12% |
| OTHER | 7 | 8% |
| STRUCTURE FIRES (Business) | 2 | 2% |
| STRUCTURE FIRES (Outside Buildings) | 1 | 1% |
| STRUCTURE FIRES (Residential) | 7 | 8% |
| TRASH/WOODS/GRASS FIRES | 15 | 18% |
| VEHICLE FIRES | 7 | 8% |
| Total | 82 | 100% |

Calls for service per day



Calls for Service per day of week



Events per Hour of Day



BOILING SPRINGS FIRE DEPARTMENT

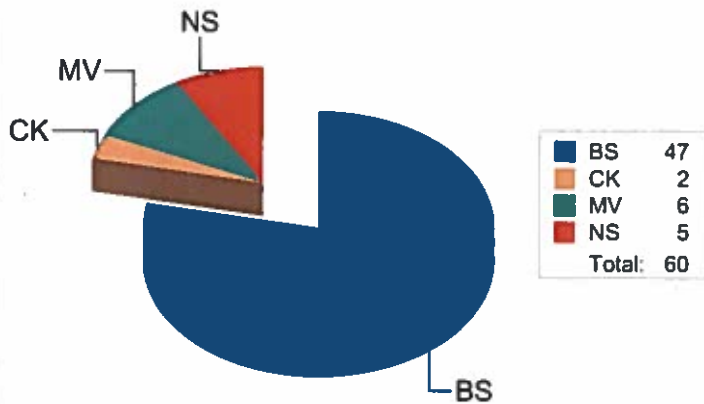
Monthly Report for July 2014

Total number of Incidents - 60

Total hours spent on events was approx. 315

Scott Francis
Spartanburg Communications / 9-1-1

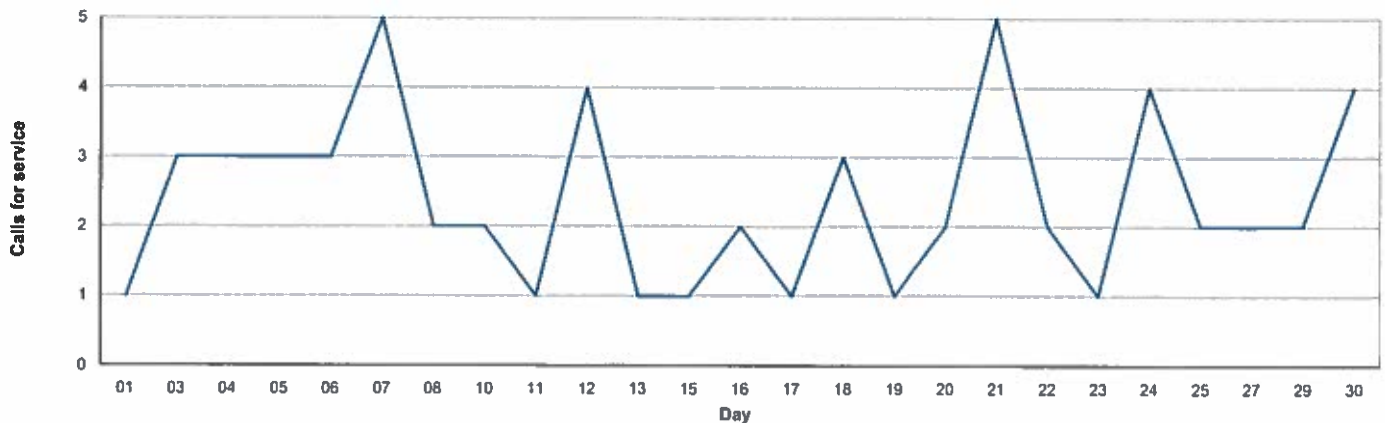
Incidents Per District



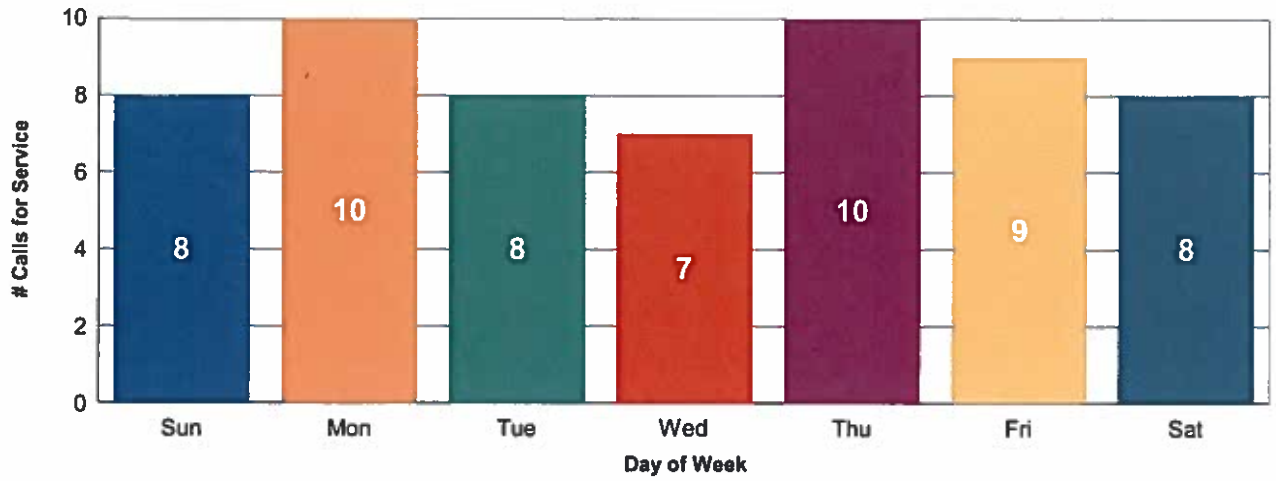
Blank beats were by-passed with no beat added

| | Total | |
|-------------------------------|-----------|-------------|
| AUTO ACCIDENTS | 17 | 28% |
| FIRE/SMOKE ALARMS | 6 | 10% |
| HAZ-MAT/LEAKS/ODORS | 2 | 3% |
| MEDICAL CALLS | 6 | 10% |
| OTHER | 3 | 5% |
| STRUCTURE FIRES (Business) | 2 | 3% |
| STRUCTURE FIRES (Residential) | 8 | 13% |
| TRASH/WOODS/GRASS FIRES | 12 | 20% |
| VEHICLE FIRES | 4 | 6% |
| Total | 60 | 100% |

Calls for service per day



Calls for Service per day of week



Events per Hour of Day

